

NOVATECH®
GSS™



NOVATECH

Because Life is Precious.

Founded in 1986, we have been producing silicone stents developed by Dr. Dumon for over 30 years. In order to improve patient care, we have added many developments over the years, such as STERITALC® and various instruments for bronchoscopy.

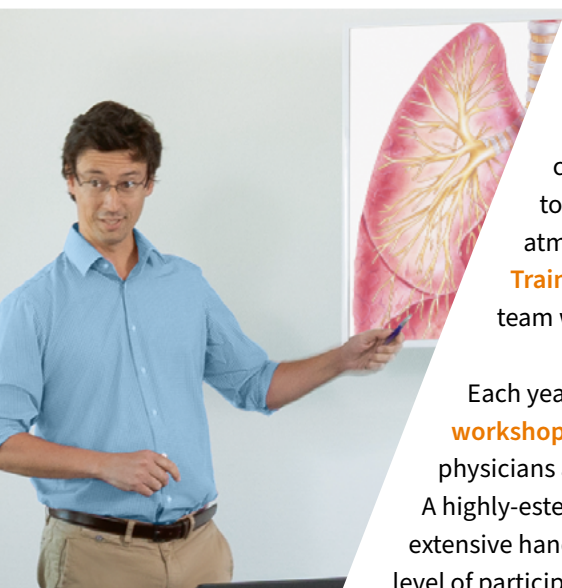


Office, production and warehouse in La Ciotat, south of France

Quality Made in Europe

Our high demand on quality, function and cost-effectiveness along with the ability to react quickly to individual needs, has earned us the trust of physicians worldwide

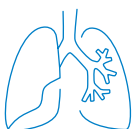
The full package. Expert advice on demand.



You wish to train new members or your team or refresh your team's knowledge of stent placement? Our qualified experts demonstrate stent placement at your location. We use anatomically correct models and give your staff a chance to handle stents and instruments in a relaxed atmosphere.

Training is important — only a well-coordinated team will achieve perfect results.

Each year, we organize **rigid bronchoscopy workshops** in France – a benefit for experienced physicians as well as beginners. A highly-esteemed faculty, small groups and extensive hands-on practice guarantee a high level of participant satisfaction.





Our extensive experience and our strict quality standards serve one goal:

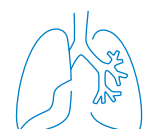
To provide products that give patients a better quality of life.



Since 2003 **Novatech SA** has been part of bess group in Berlin, Germany – a family-owned and managed medical device company with more than 30 years of expertise in medical device technology.



NOVATECH
Finest Products for Interventional Pulmonology



NOVATECH® GSS™

State-of-the-art silicone airway stents

combine X-ray visibility and transparency

NOVATECH silicone stents tried and tested for decades

Since 1989, Novatech has been offering the patented DUMON® stents - a stent system that has proven itself as a reference product for improving patient comfort in airway stenosis.

DUMON® stents are made of specially treated transparent or radiopaque medical grade silicone (implantable for more than 29 days). They are considered to be the gold standard with which all other stents should be compared.¹

NOVATECH® GSS™ State-of-the-art

Available since 2011, NOVATECH® GSS™ stents represent a further development and optimisation of the renowned DUMON® stents. They are made of transparent silicone with studs filled with gold and barium sulphate.

They combine good x-ray visibility with an optimised endoscopic vision of the tissue.

¹ Mehta AC, Dasgupta A. Clin Chest Med. 1999 Mar;20(1):139-51. doi: 10.1016/s0272-5231(05)70132-5.PMID: 10205723 Review.




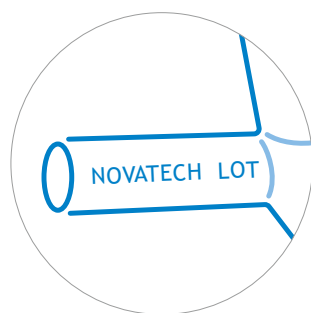
Indication

- Tracheobronchial tumors
- Tracheobronchial stenoses with scarring
- Tracheobronchial stenoses after anastomosis, resection or lung transplantation
- Diameter reduction from intraluminal, extraluminal and intramural changes



Quality

GSS™ are manufactured from unrestrictedly implantable silicone and are very well tolerated by the airway mucosa. GSS™ is supplied sterile and ready-to-use.



Traceability

"NOVATECH" and LOT number are printed on each GSS™. This means that a NOVATECH stent can be identified as an original at any time. (excluding radiopaque stents and stents with diameters < 10 mm.)


Selection

To give the clinician maximum room for manoeuvre when treating airway stenoses, we provide a wide range of stent types, diameters and lengths.




Well conceptualized

down to the smallest detail



X-ray visibility plus transparency

Studs on the outer surface of the stents are filled with gold and barium sulphate. This combines a good positional assessment of the stent during imaging with an optimised endoscopic view of the tissue.




Easy placement

GSS™ can be easily loaded into the TONN™ NOVATECH® Stent Applicator. In this way they are prepared for release at their target by the rigid bronchoscope.

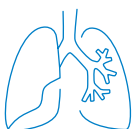
Do you need any information about the instrumentation?

Contact us! +33 442 98 15 60



Safe removal

GSS™ can be retrieved and removed using forceps during a rigid bronchoscopy.



In addition to the features described on this page, one of the greatest challenges in the development and manufacture of silicone stents is creating the right balance between flexibility and radial force. Our decades long experience and collaboration with the world's leading interventional pulmonologists has resulted in high-quality, reliable stents, entirely for the benefit of your patients.


Anti-migration studs

The studs minimise the risk of migration by securing the stent between the cartilage rings of the tracheobronchial tree.



Anti-adherent surface

A special silicone-based surface treatment provides an anti-adherent surface that reduces any risk of obstruction.



Bevelled ends

To facilitate the transport of secretions, the ends of the GSS™ are atraumatically bevelled.



The correct solution. For every patient.

Tracheal Stent

GSS™ TD Standard tracheal stent

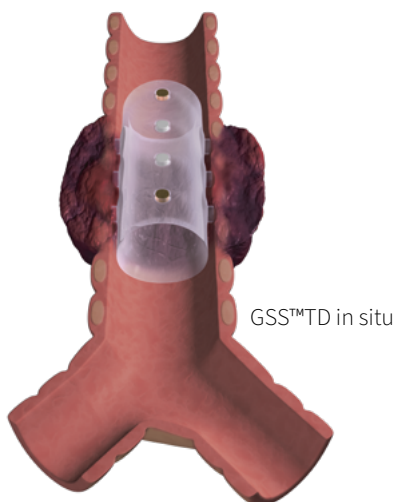
- Wall thickness: 1.5 mm
- Rows of studs: 4 ($\varnothing \geq 20$ mm: 3)



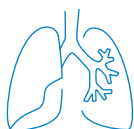
GSS™ TF Thin tracheal stent

With a 1 mm wall thickness for increased air flow.

- Wall thickness: 1 mm
- Rows of studs: 4 ($\varnothing \geq 20$ mm: 3)



Comparison of wall thicknesses:
left GSS™ TD (1.5 mm), right GSS™TF (1 mm)

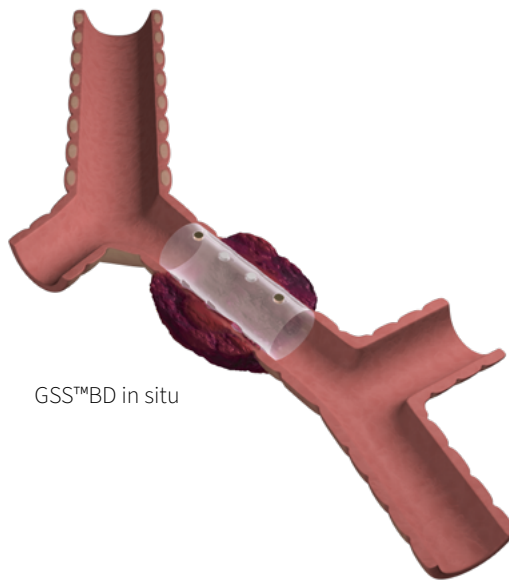


Bronchial Stent

GSS™ BD

Smaller diameters for bronchial indications.

- *Wall thickness: 1 mm*
- *Rows of studs: 4*

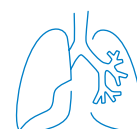


Ultra-thin Stent

DUMON® BB

DUMON® BB are completely radiopaque (white). Their wall thickness of just 0.5 mm makes them particularly suitable for small airways. Thin walls and only two rows of studs facilitate insertion through the vocal cords. Due to their small size, the studs of the DUMON® BB are not filled with gold and barium sulphate.

- *Wall thickness: 0.5 mm*
- *Rows of studs: 2*
- *only radiopaque*



The correct solution. For every patient.


Y Stent

GSS™ Y Bifurcation stent

GSS™ Y stents have 3 rows of studs. To avoid excessive pressure on the posterior tracheal wall, there are no studs on the posterior side of the Y stent.

Custom-made stents are possible.

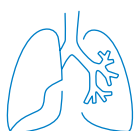
- *Wall thickness: 1 mm*
- *Rows of studs: 3*



GSS™ OKI stent for right upper lobe bronchus

Developed by Dr. Masahide Oki (Nagoya Medical Center, Japan), the OKI stent supports the right main bronchus in the area of the right upper lobe bronchus and the bronchus intermedius.

- *Wall thickness: 1 mm*
- *Rows of studs: 3*



Hourglass Stent

GSS™ ST Stent for benign, annular stenosis

The hourglass-shaped ST stents were developed in collaboration with Prof. Vergnon (University Hospital Saint Etienne, France).

They are particularly suited to complex benign tracheal stenoses, such as post-intubation or post-tracheostomy stenoses. The diameters of the proximal and distal ends correspond to the diameter of the healthy trachea. The middle part is narrower to reduce the risk of injuring the stenotic section of the trachea, but wide enough to ensure a sufficient air flow.

- *Wall thickness: 1.5 mm*
- *Rows of studs: 4*

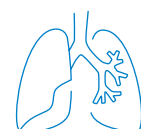
Vergnon JM, Costes F, Polio JC; Efficacy and Tolerance of a New Silicone Stent for the Treatment of Benign Tracheal Stenosis: preliminary results; Chest. 2000; 118(2): 422-426



GSS™ DST

GSS™ DST stents are a further design development of GSS™ ST stents with modified proportions: The centre section is narrower in relation to the wider distal and proximal ends. GSS™ DST stents are more rounded internally, while the ends are shorter compared to ST stents.

- *Wall thickness: 1.5 mm*
- *Rows of studs: 4*

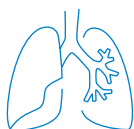


Diameters and lengths - straight stents

GSS™ TD / GSS™ TF/GSS™ BD/DUMON® BB

Determine the desired stent length (stenosis length + 10 mm) and diameter and select from the available stents.

Length (mm) ►					
Outer Diameter (mm) ▼	20	30	40	50	60
5	025301S20 (BB)	025301S30 (BB)	025301S40 (BB)	025301S50 (BB)	
6	026201S20 (BB)	026201S30 (BB)	026201S40 (BB)	026201S50 (BB)	
7	026501S20 (BB)	026501S30 (BB)	026501S40 (BB)	026501S50 (BB)	
8	026701S20 (BB)	026701S30 (BB)	026701S40 (BB)	026701S50 (BB)	
10	01BD1020	01BD1030	01BD1040	01BD1050	01BD1060
11	01BD1120 01TD1120	01BD1130 01TD1130	01BD1140 01TD1140	01BD1150 01TD1150	01BD1160 01TD1160
12	01BD1220 01TD1220	01BD1230 01TD1230 01TF1230	01BD1240 01TD1240 01TF1240	01BD1250 01TD1250 01TF1250	01BD1260 01TD1260 01TF1260
13		01TD1330 01TF1330	01TD1340 01TF1340	01TD1350 01TF1350	01TD1360 01TF1360
14		01TD1430 01TF1430	01TD1440 01TF1440	01TD1450 01TF1450	01TD1460 01TF1460
15		01TD1530 01TF1530	01TD1540 01TF1540	01TD1550 01TF1550	01TD1560 01TF1560
16		01TD1630	01TD1640 01TF1640	01TD1650 01TF1650	01TD1660 01TF1660
18			01TD1840 01TF1840	01TD1850 01TF1850	01TF1860
20			01TF2040	01TF2050	01TF2060





Custom-made stents are possible.
Contact us!

70	80	90	100	110
01 BD 1070				
01 BD 1170 01 TD 1170	01 TD 1180			
01 BD 1270 01 TD 1270 01 TF 1270	01 BD 1280 01 TD 1280 01 TF 1280			
01 TD 1370 01 TF 1370	01 TD 1380			
01 TD 1470 01 TF 1470	01 TD 1480			
01 TD 1570 01 TF 1570	01 TD 1580 01 TF 1580	01 TD 1590 01 TF 1590	01 TD 15100 01 TF 15100	01 TD 15110 01 TF 15110
01 TD 1670 01 TF 1670	01 TD 1680 01 TF 1680	01 TD 1690 01 TF 1690	01 TD 16100 01 TF 16100	01 TD 16110
01 TF 1870	01 TF 1880	01 TF 1890	01 TF 18100	01 TF 18110
01 TF 2070	01 TF 2080	01 TF 2090	01 TF 20100	01 TF 20110



GSS™ TD



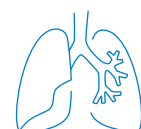
GSS™ TF



GSS™ BD



DUMON® BB



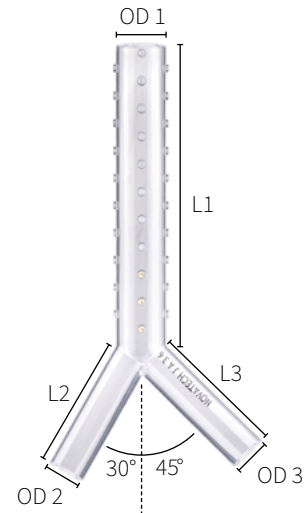
Diameters and lengths - special shapes



Custom-made stents are possible.
Contact us!

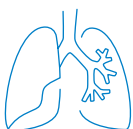
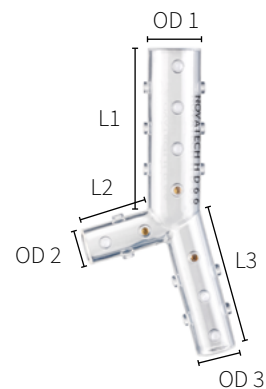
GSS™ Y

REF	Dimensions (mm)						Wall thickness
	OD			Length			
	1	2	3	L1	L2	L3	
01Y121010	12	10	10	70	50	50	1.0
01Y141010	14	10	10	110	50	50	1.0
01Y141010V1				40	30	30	
01Y151212	15	12	12	110	50	50	1.0
01Y151212V1				40	30	30	
01Y151212V2				50	30	30	
01Y161313	16	13	13	110	50	50	1.0
01Y161313V1				40	30	30	
01Y161313V2				50	30	30	
01Y181414	18	14	14	110	50	50	1.0



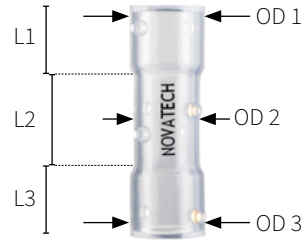
GSS™ OKI

REF	Dimensions (mm)						Wall thickness
	OD			Length			
	1	2	3	L1	L2	L3	
01OKI130910	13	9	10	40	17	35	1.0



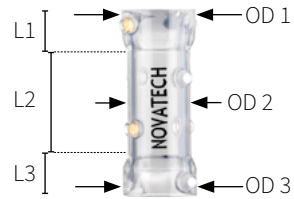
GSS™ ST

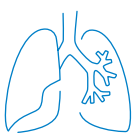
REF	Dimensions (mm)						Wall thickness
	OD			Length			
	1	2	3	L1	L2	L3	
01ST121012	12	10	12	15	20	15	1.5
01ST141214	14	12	14	15	20	15	
01ST151315	15	13	15	15	20	15	
01ST161416	16	14	16	15	20	15	
01ST181618	18	16	18	15	20	15	

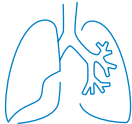


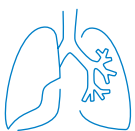
GSS™ DST

REF	Dimensions (mm)						Wall thickness
	OD			Length			
	1	2	3	L1	L2	L3	
01DST141214	14	12	14	7.5	20	7.5	1.5
01DST161416	16	14	16	7.5	20	7.5	
01DST181618	18	16	18	7.5	20	7.5	









Request information about further pulmonology products:




STERITALC®
for Talcum Pleurodesis



Instruments
for Bronchoscopy



NOVATECH EWS™
Endobronchial
Watanabe Spigots



Leufen aerstent®
self-expanding
Nitinol Stents

The products in this catalog are CE -marked.



Novatech SA — La Ciotat, France

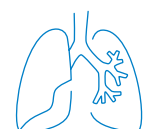


Please note that only the current instructions for use apply. Details in this catalog about the use of products serve as a guide only and reflect the information available at the time of print. If necessary, please request a current version!



The instructions for use for some of our products are available only in electronic form (in pdf format) on our website. Please see the product label for the required access information.

Please note that product availability may vary by country. Please contact us for details.



NOVATECH®
GSS™

Silicone
Airway Stents



NOV-MIR-PCA-GSS_EN Rev. 6



Novatech SA

capital stock: 160.000 € • 398 941 260 RCS Marseilles
TVA CEE FR59398941260 • certified according to EN ISO 13485
Jurisdictional venue / seat of the company:
Z.I. Athélia III — 1058, Voie Antiope
F—13705 La Ciotat Cedex, France
Tel. +33 (0) 442 98 15 60
info@novatech.fr • www.novatech.fr

